



'Through The Garden Gate'

The monthly newsletter of the Englehart and District Horticultural Society
April 2018



Englehart and District
Horticultural Society was
formed in 1956.

General meetings:

3rd Wednesday of most
months at 7:00 p.m. in the
Presbyterian Church
basement

- *Speakers, workshops,
demonstrations
- *Civic Improvement
- *Youth Involvement
- *Displays and Competitions
- *Environmental Stewardship

President: R. Campbell
Bulletin Editor: E. Fisher

Website:
engleharthort.weebly.com

April

*"The roofs are shining from the rain,
The sparrows twitter as they fly,
And with a windy April grace
The little clouds go by.
Yet the back yards are bare and brown
With only one unchanging tree--
I could not be so sure of Spring
Save that it sings in me."*

Sara Teasdale

When April arrives and the days grow warmer, we northerners are longing to get our hands in the dirt. Be very careful- we still have cold weather ahead. Some jobs to consider might be raking your lawn, starting seeds inside, potting up some summer blooming bulbs, checking for animal damage in the yard, clean up pet 'mess', check your diary/list from last year where you listed what you wanted to do/grow this year, prepare your gardening tools (if not done in the fall), repot houseplants, do some garden planning/sketching. Enjoy this time before the real work starts!

Mark It On Your Calendar

April 18: General Meeting

April 28: District 12 Annual Meeting

May 19: Plant and Bake Sale


April's Programme

We are going to be lucky enough this month to have the chance to find out What's New at Aidi Creek Gardens. Our own Carrie Anne Field returns for another year to show us interesting plants and horticultural accoutrements. This is always a fun-filled meeting so make sure you come out and enjoy the meeting. Our Society has always enjoyed a great relationship with this local business. An advance hint- we're hoping that our May meeting will involve a visit to the greenhouses. This might give you an opportunity to see what you might like to include in your gardening plans this summer. Don't forget to bring something along for the shared snack after the meeting.



Looking Ahead:

I hope you plan to attend our April meeting- it's always a great one. Don't forget to contact Bonnie Warner if you're interested in attending the District 12 Annual meeting in Timmins- carpooling may be available. Start thinking about the Plant and Bake Sale coming up on May 19. Check out local garden centres for inspiration or look online at some gardening site. Also check out the great horticulturally-oriented books at the Englehart Library... so many things we can do because it's time to think gardening thoughts!



OHA/District 12 News:

On Saturday, April 28 some members of our Society will be attending the District 12 Annual Meeting in Timmins. Ontario is divided into 19 districts, each containing individual Horticultural Societies. Every year, each district holds an Annual Meeting, where district business is handled and sessions for horticultural learning are held. Our society is part of District 12, which stretches from the Temiskaming District to Kapuskasing. The Timmins Society is hosting this year's meeting and has arranged for interesting speakers, delicious lunches and snacks, and a time to conduct district business. Several Englehart members will be attending as delegates, or visitors, while others will be attending as past District Directors. It promises to be an interesting day and our delegates will report on the day at our May meeting. The OHA (Ontario Horticultural Association), which is our parent organization, will be holding its annual Convention this July in Kingston, with the theme being *From Shore to Shield*, from July 27-29. Check out the OHA site or ask Secretary Bonnie Warner for more information. It is always an interesting and educational experience.

Reports from Your Directors:

Social: A reminder to Evelyne Nemcsok that she is the hostess for the April meeting and also brings the gift for the free draw. Members are asked to remember to bring along something for the shared snack.

Plant and Bake Sale: Convenors Jean Bott and Barb Curran remind members to mark Saturday, May 19th on their calendar and to remember to pass the information on to family, neighbours, and friends. While you're at it- please add Friday, May 18th as that is the day we will be setting up in the Legion Hall at 1:00.

Youth Garden Competitions: Got a child, grandchild, or young neighbour? It might be time to start talking about the Youth Garden programme sponsored by the Society.

Facebook/Website: We currently have 192 people who use our Facebook page to post ask questions, post pictures, share experiences, etc. You don't have to be a member of the Society or the Facebook page to view the information and if you would like to post or ask questions, just ask to join. Rick Heaslip, our webmaster, reports that in March there were 403 unique visits averaging about 81 visits per week and 153 page views per week. Check out both our Facebook page and our website. (address on the front page)

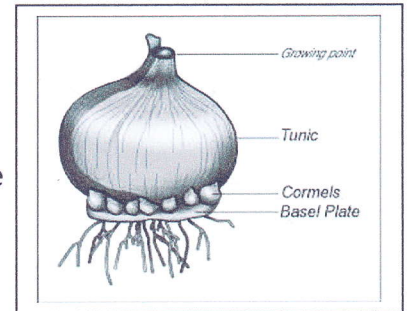
An Interesting Word

Did you notice that many trees held onto their leaves last fall? It happens periodically and is a condition known as "**marcescence**". Some trees and shrubs are more prone to it than others (such as Ninebarks (EF)). This phenomenon is common when a long, warm autumn comes to a sudden halt with a deep freeze. It's as if the trees had not yet finished their photosynthesis for the year and were caught unawares by the sudden cold. Sometimes marcescent leaves are torn off by the wind and snow; otherwise in the spring they'll fall off on their own pushed by the budding new growth that needs the extra space. It's all totally natural, so just let Mother Nature take care of the situation. (Larry Hodgson, *the Laidback Gardener*)

Bulbs/Corms/Tubers/Rhizomes (cont'd from March)

What Is a Corm?

Corms have a 'tunic' or dry outer cover which may be fibrous or smooth. Like lilies, they do have a basal plate at the bottom but may have one or more growing points at the top. Both bulbs and corms both have a definite vertical orientation but corms are undifferentiated (grow into various shapes) and contain no rings when cut apart. Corms are actually stem tissue which have been modified and are meant to store food. The corm you plant is used up for growing the flower. Before it withers away at the end of the growing season, however, a brand new corm (sometimes several new corms/cormels) form and replaces the mother corm. The new corm contains the food reserve for the dormant crocus or gladiolus until it's time to grow again. (to be continued next month)



Hardy Spring Perennials

It's not too early to start thinking about what plants you'd like to see in your spring gardens. Of course, what you have had growing there for years is obviously hardy if it has returned for several years, but we often get tricked into purchasing beautiful looking plants that bloom one year and are never seen again in our gardens. We are in Zone 3a, so are able to grow plants labelled for zone 1/ 2/3a. In fact, many of us grow plants labelled as zone 4, as long as we are prepared to provide good winter protection. The following is a list of perennials that are hardy to our area. I have labelled them by height- L -low growing M- medium height T- over 3' or 1m. By seeing this in March, I hope you'll have some time to investigate these plants to see if you are interested in growing them. (I have marked my favourites with an *).

Anemone L-M

Aquilegia (columbine) M *

Brunnera L-M *

Dicentra (Bleeding Heart) L-M *

Dodecatheon (Shooting Star) L *

Doronicum (Leopard's Bane) M *

Epimedium (Barrenwort) L-M *

Euphorbia (cushion spurge) L-M

Ferns-Japanese/NorthernMaidenhair/Male

Robust/Lady Fern M-T *

Iberia (candytuft) L

Phlox Subulata (Creeping Phlox) L

Fritillaria L-M *

Helleborus (Lenten Rose) (some varieties) L-M *

Iris dwarf L

Iris reticulate L

Mertensia (Virginia bluebells) L-M *

Pansies/violas L (not true perennials but seed)

Peony M-T *

Primrose, various L *

Pulmonaria (Lungwort) M *

Polygonatum (Solomon Seal) T and M *

Trollius (Globeflower) M *

Hints and Tips

Are your houseplants drying out quickly, not looking their best? It could be that they need repotting. It is best to go up only **one** pot size when transplanting. More pot space means more soil, which stays damp longer. Too big an increase in soil volume all at once may cause roots to rot. I put a coffee filter or piece of a paper towel at the bottom of a pot to keep the soil in the pot. When replanting a top heavy plant, adding some gravel or several larger stones in the bottom will help with pot stability.

Plant of the Month


Daphne

Named for Daphne, a Greek nymph, *Daphne mezereum*, also called February Daphne, is a small deciduous shrub which typically grows to 3-4' tall and as wide. It is hardy to our area. Its green leaves grow in a spiral along the stems. It has wonderfully fragrant pink flowers which appear between late April and June, before the leaves appear. Flowers are followed by small red berries. These berries will self-seed quite easily. This Daphne is small enough to incorporate into a garden bed but may look lost planted alone as a specimen because of its size. There is also a variegated version which is hardy to our area with winter protection. I must admit that the first day in spring when I smell my Daphne is a day to celebrate. (A word of caution- this plant should not be eaten as it is poisonous.)



A Favourite Fruit/Vegetable: The Tomato (con't)

Growing habit: Tomatoes are either determinate, which means they grow to a predetermined height – or indeterminate, where the main stem keeps on growing. Determinate, or 'bush' tomatoes produce stout, bushy plants about three feet tall. The tomatoes ripen within a few weeks of each other, so are great for making sauces for freezing. Bush tomatoes require some support such as a stake and will grow well in containers. Indeterminates, also known as vining or cordon tomatoes, produce fruits along a stem. Fruit production is staggered over the summer, giving a steady crop. Vine tomatoes often grow up to head height so they require tall supports such as bamboo canes or tomato cages. Tumbling tomatoes offer a compact alternative for hanging baskets and tubs—perfect for those with a small garden or a balcony.



Poetry and Prose

*Daphne, do you know
rain pelting silver on your
bark?*

Remember rain.

*And do you flower,
Daphne?*

*Do you burst into
blossoms in the spring?
Daphne, your spring glow
allures us.*

*You tantalize
all the honeybees.*

Tracy Marks

Normal People:



Gardeners:



Published 11 times a year
Englehart & District Horticultural
Society
Box 677, Englehart, ON P0J 1H0
President: Rosemary Campbell
Secretary: Bonnie Warner
Treasurer: Ginny Montminy
Editor: Eileen Fisher
Copying: Ginny Montminy
Mailing: Joyce Marie Smith